


DESIGNED FOR HUMAN PERFORMANCE



Price list

Valid from 01.01.2015



 A brand of Scandinavian Business Seating

Content

General Terms	1
RH Logic 300	2
RH Logic 400	4
RH Logic 3	6
RH Logic 4	7
RH Mereo Silver	8
RH Mereo Black	9
RH Extend	10
RH Activ	12
RH Support	14
RH Visit	16
RH Session	17
RH Lounge	18
RH Logic & Extend ESD	19
RH Activ ESD	20
RH Support ESD	21
RH Activ ESD Cleanroom	22
RH Activ Cleanroom	23
Spare parts	24
Physical measurements	27
Upholstery & Fabric	30

General Terms

Standard Delivery Times from Factory

RH Total Colour Standard	20 Working days
RH Total Colour Extended	25 Working days*
Special and COM	On request

Transport-days must be added.

Longer delivery times may occur periodically, during holidays and for large orders.

* Provided that the supplier has the fabric in stock.

Prices

All prices in GBP exclusive of VAT. Valid from 01.01.2015.
Quotations are valid for 30 days unless otherwise agreed.

Conditions of Payment

30 days net. Interest charged for non-payment according to current terms.
All goods remain the property of Scandinavian Business Seating until payment is made in full.

Conditions of Delivery

Ex Works (Incoterms 2010), including packaging.

Delivery Times

Non stock chairs are dispatched from the factory during the stated week of delivery.

Damage in Transit

Should it be apparent that goods have been damaged in transit, the recipient/customer must inform the supplier within 48 hours of receipt.

Change/cancellation of Orders

Change/cancellation of orders on chairs or upholsteries is possible up until production has begun. Each amended or cancelled order will incur a charge of 50 GBP per order. Once production has started orders cannot be changed. Change of orders within the RH Express collection are not possible. For further information regarding change/cancellation of orders, please feel free to contact our Customer Service department.

General Terms and Conditions

Scandinavian Business Seating's warranty covers all chairs against material and manufacturing faults and defects from the chair's production date. The warranty covers any necessary spare parts. Labour and transport costs are not covered. Wear and tear must be expected from normal use and are not covered by the warranty. Unless otherwise specified, the maximum weight for users is 150 kg/23.5 stones. The warranty is conditional on the chair and fabrics/leather undergoing normal cleaning.

10 Year Warranty for RH Products

(covers chairs delivered after 01.02.2010) Scandinavian Business Seating provides a 10 year warranty for all RH Chairs that are in normal use for up to 9 hours per day. Please also see the general warranty terms and conditions.

24/7 - 5 Year Warranty

Scandinavian Business Seating provides a 5 year warranty for RH chairs that are specifically purchased for 24 hour use and which are upholstered in 24/7 approved fabrics/leather from Scandinavian Business Seating's Standard Fabric programme. Please also see the general warranty terms and conditions.

>9 hours/day - 5 Year Warranty

Scandinavian Business Seating provides a 5 year warranty for all RH chairs that are in normal use for more than 9 hours per day. Please also see the general warranty terms and conditions.

ESD/ESD Cleanroom/Cleanroom

Scandinavian Business Seating provides a 5 year warranty for ESD, ESD Cleanroom and Cleanroom finished chairs, conditional on casters and treads being cleaned regularly with a suitable cleaning agent.

Maintenance Guide

Vacuum clean the chair with a furniture brush or wipe it with a clean, cloth or sponge slightly dampened with lukewarm clean water. Do not remove any plastic parts or attempt to open the seating mechanism. Contact your Scandinavian Business Seating dealer if the chair requires servicing or maintenance.

Standard Fabric & Colour Programme

Scandinavian Business Seating provides a 10 year warranty for fabrics/leather from the Standard Fabric & Colour Programme when the chair is in normal use for up to 9 hours per day. Scandinavian Business Seating provides a 5 year warranty for fabrics/leather from the Standard Fabric & Colour Programme when the chair is in normal use for more than 9 hours per day.

Extended Fabric & Colour Programme

Scandinavian Business Seating provides a 5 year warranty for fabrics/leather from the Extended Fabric & Colour Programme when the chair is in normal use for up to 9 hours per day. Some of the fabrics in the Extended Fabric & Colour Programme are available with a 5 year warranty for 24 hour use (for use of more than 9 hours per day).

Special or Customers Own Material

If the fabrics in the Standard or Extended collections are not what you are looking for, please contact Customer Service at Scandinavian Business Seating, email: info@sbseating.co.uk The general warranty terms and conditions cover the chair against material and manufacturing faults, but not the upholstery.

Quality

Scandinavian Business Seating is ISO 9001 accredited. Most chair models are tested and approved in accordance with the most stringent British and European regulations including: Möbelfakta, BS 5459 part 2, BS/EN 1335-1 (measurement requirements), BS/ EN 1335-2 (safety requirements), BS/EN 1335-3 (testing methods). BS/EN 1335-1 also includes three classifications, classes A, B and C. All measurements given in the pricelist are based on BS/EN1335-1. The seat height will vary in accordance with the weight of the user. Please contact us for further information or test reports. Many of our products have also been awarded with the FIRA Ergonomics Excellence award.

Environmental Responsibility

Environmental considerations are at the heart of our business. All RH chairs are made from materials that can be recycled. A complete list of recyclable materials used for each chair model and our environmental brochure are available on request. We are certified in accordance with ISO 14001. RH Activ, RH Logic 400 and RH Extend are certified according to the EPD (Environmental Product Declaration) ISO14025. RH Activ, RH Extend, RH Logic 300/400, RH Support (since 2010) and RH Mereo (since 2013) are also certified by the GREENGUARD Environmental Institute's certification program.

Fire Classification







Foams and standard fabrics are tested to BS/EN 1021-1&2 (cigarette & match). Foam and fabric according to BS-5852 ignition source 5 (crib 5) can be delivered on request. Please contact our customer service for further information.

Customer Service

Tel: +44 (0)20 8683 9930
E-mail: info@sbseating.co.uk

RH Logic 300

- Backrest RH300: width 440 mm, height 510 mm
- Seat RH400: width 465 mm, depth 475 mm (seatslide 60 mm)
- Seat height: 410–530 mm (4Q silver)
- Base in graphite aluminium (5X) and castors for carpeted floors (Ø65mm)
- Weight: 21 kg
- Lumbar pump is an optional extra on this model
- Neckrest Cassette - If ordering a RH Logic 300 without neckrest you must add a neckrest cassette in order to equip the chair with a neckrest at a later stage
- Dimension spec. as per EN 1335-1 Class B

Item no	Base model +	Price Group	①	②	③	④	⑤	⑥	Option
3340	RH Logic 300 • Seat RH400: width 465 mm, depth 475 mm (seatslide 60 mm)		687	693	700	727	759	851	
3343	RH Logic 300 Comfort • Extra padding with improved ventilation in seat and backpad • Seat RH400: width 465 mm, depth 475 mm (seatslide 60 mm)		735	741	748	775	808	898	
3347	RH Logic 300 Elegance • Seat RH400: width 465 mm, depth 475 mm (seatslide 60 mm) • Including upholstered backshell		750	759	769	803	853	1012	
3360	RH Logic 300 XL • Seat RH400 XL: width 485 mm, depth 515 mm (seatslide 60 mm)		736	743	750	777	809	900	
3363	RH Logic 300 XL Comfort • Extra padding with improved ventilation in seat and backpad. • Seat RH400 XL: width 485 mm, depth 515 mm (seatslide 60 mm)		785	790	797	824	857	948	
3367	RH Logic 300 XL Elegance • Including upholstered backshell • Seat RH400 XL: width 485 mm, depth 515 mm (seatslide 60 mm)		799	809	819	853	902	1062	








Accessories/Options

Armrest 8E class A pair (black). Adjustable in height, depth and width.	94
Armrest 8E class A pair (black). Upholstered armrest top black leather. Adjustable in height, depth and width.	138
Armrest 8E class A pair (grey). Adjustable in height, depth and width.	94
Armrest 8E class A pair (grey). Upholstered armrest top black leather. Adjustable in height, depth and width.	138
Armrest 8E pair (black). Adjustable in height, depth and width.	94
Armrest 8E pair (black). Upholstered armrest top black leather. Adjustable in height, depth and width.	138
Armrest 8E pair (grey). Adjustable in height, depth and width.	94
Armrest 8E pair (grey). Upholstered armrest top black leather. Adjustable in height, depth and width.	138
Armrest 8S class A pair (black). Adjustable in height and width. Rotating.	90
Armrest 8S class A pair (grey). Adjustable in height and width. Rotating.	90
Armrest 8S pair (black). Adjustable in height and width. Rotating.	90
Armrest 8S pair (grey). Adjustable in height, depth and width. Rotating.	90
Base 5X Black - Ø660 mm, 5-star, black aluminium	0
Base 5X Polished - Ø660 mm, 5-star, polished aluminium	42
Castors for hard floors - Ø65 mm. Set of 5	0
Coat hanger	32
Coccyx seat	52
Decorative Stitching	52
Gas stem 4Q Black	0
Gas stem B Black	0
Gas stem B Silver	0
Lumbar pump	38
Neckrest Cassette*	4
Neckrest RH 400 - Fabric/C.O.M, Height and depth adjustable	54
Neckrest RH 400 - Leather, Height and depth adjustable	83
Seat with memory foam (Only for: 3340,3347,3360,3367)	117

* To enable a neckrest to be fitted at a later stage, you "must" add a neckrest cassette.

RH Logic 400

- Backrest RH400 with lumbar pump: width 440 mm, height 620 mm
- Seat height: 410–530 mm (4Q silver)
- Base in graphite aluminium (5X) and castors for carpeted floors (Ø65mm)
- Weight: 21,8 kg
- Dimension spec. as per EN 1335-1 Class B





Item no	Base model +	Price Group	①	②	③	④	⑤	⑥	Option
3550	RH Logic 400 • Seat RH400: width 465 mm, depth 475 mm (seatslide 60 mm)		788	794	803	836	871	979	
3553	RH Logic 400 Comfort • Seat RH400: width 465 mm, depth 475 mm (seatslide 60 mm) • Extra padding with improved ventilation in seat and backpad.		842	848	856	891	924	1031	
3559	RH Logic 400 24 hr • 20 mm extra foam in seat and back with improved ventilation in seat and backpad. • Seat RH400 24/7: width 485 mm, depth 515 mm (seatslide 60 mm) • Seat height 435-555 mm (4Q silver) • Weight: 22,1 kg		889	897	906	938	994	1093	
3557	RH Logic 400 Elegance • Seat RH400: width 465 mm, depth 475 mm (seatslide 60 mm) • Including upholstered backshell		865	878	889	931	985	1175	
3560	RH Logic 400 XL • Seat RH400 XL: width 485 mm, depth 515 mm (seatslide 60 mm)		837	844	853	886	921	1028	
3563	RH Logic 400 XL Comfort • Extra padding with improved ventilation in seat and backpad • Seat RH400 XL: width 485 mm, depth 515 mm (seatslide 60 mm)		891	897	905	940	973	1078	
3567	RH Logic 400 XL Elegance • Including upholstered backshell • Seat RH400 XL: width 485 mm, depth 515 mm (seatslide 60 mm)		915	927	938	981	1034	1223	

Accessories/Options

Armrest 8E class A pair (black). Adjustable in height, depth and width.	94
Armrest 8E class A pair (black). Upholstered armrest top black leather. Adjustable in height, depth and width.	138
Armrest 8E class A pair (grey). Adjustable in height, depth and width.	94
Armrest 8E class A pair (grey). Upholstered armrest top black leather. Adjustable in height, depth and width.	138
Armrest 8E pair (black). Adjustable in height, depth and width.	94
Armrest 8E pair (black). Upholstered armrest top black leather. Adjustable in height, depth and width.	138
Armrest 8E pair (grey). Adjustable in height, depth and width.	94
Armrest 8E pair (grey). Upholstered armrest top black leather. Adjustable in height, depth and width.	138
Armrest 8S class A pair (black). Adjustable in height and width. Rotating.	90
Armrest 8S class A pair (grey). Adjustable in height and width. Rotating.	90
Armrest 8S pair (black). Adjustable in height and width. Rotating.	90
Armrest 8S pair (grey). Adjustable in height, depth and width. Rotating.	90
Base 5X Black - Ø660 mm, 5-star, black aluminium	0
Base 5X Polished - Ø660 mm, 5-star, polished aluminium	42
Castors for hard floors - Ø65 mm. Set of 5	0
Coat hanger	32
Coccyx seat	52
Decorative Stitching	52
Gas stem 4Q Black	0
Gas stem B Black	0
Gas stem B Silver	0
Neckrest RH 400 - Fabric/C.O.M, Height and depth adjustable	54
Neckrest RH 400 - Leather, Height and depth adjustable	83
Seat with memory foam (Only for: 3550,3557,3560,3567)	117

RH Logic 3, 4

- Seat RH2: width 480 mm, depth 460 mm (seatslide 60 mm)
- Seat height: 410 – 530 mm (4F Logic)
- Base in grey lacquered aluminium (5G) and castors for carpeted floors (Ø50 mm)
- Dimension spec. as per EN 1335-1 Class B




Item no	Base model +	Price Group	①	②	③	④	⑤	⑥	Option
2003	RH Logic 3 • Backrest RH3: width 440 mm, height 450 mm • Weight: 25,5 kg		686	690	695	709	730	797	
2003L	RH Logic 3 with lumbar pump • Backrest RH3: width 440 mm, height 450 mm • Weight: 25,5 kg		724	728	733	747	768	835	
2014	RH Logic 4 without neckrest • Backrest RH4 incl. lumbar pump: width 450 mm, height 630 mm • Weight: 29,5 kg		847	853	861	895	929	1036	
2004	RH Logic 4 • Neckrest RH4 • Backrest RH4 incl. lumbar pump: width 450 mm, height 630 mm • Weight: 29,5 kg		897	904	913	947	981	1118	

Accessories/Options

Armrest 8E class A pair (black). Adjustable in height, depth and width.	94
Armrest 8E class A pair (black). Upholstered armrest top black leather. Adjustable in height, depth and width.	138
Armrest 8E class A pair (grey). Adjustable in height, depth and width.	94
Armrest 8E class A pair (grey). Upholstered armrest top black leather. Adjustable in height, depth and width.	138
Armrest 8E pair (black). Adjustable in height, depth and width.	94
Armrest 8E pair (black). Upholstered armrest top black leather. Adjustable in height, depth and width.	138
Armrest 8E pair (grey). Adjustable in height, depth and width.	94
Armrest 8E pair (grey). Upholstered armrest top black leather. Adjustable in height, depth and width.	138
Armrest 8S class A pair (black). Adjustable in height and width. Rotating.	90
Armrest 8S class A pair (grey). Adjustable in height and width. Rotating.	90
Armrest 8S pair (black). Adjustable in height and width. Rotating.	90
Armrest 8S pair (grey). Adjustable in height, depth and width. Rotating.	90
Base 5G Black - Ø630 mm, black aluminum	0
Base 5G Polished - Ø630 mm, polished aluminium	49
Castors 7G - Locks automatically when seated	15
Castors for hard floors	0
Gas stem A Black	0
Plastic glide 7K	0
Reinforced front edge seat (black leather) (Only for: 2003,2003L)	27

RH Logic 4

- Backrest RH4 incl. lumbar pump: width 450 mm, height 630 mm
- Seat RH4: width 470 mm, depth 480 mm (seatslide 60 mm)
- Seat height: 435 – 550 mm (4F Logic)
- Base in grey lacquered aluminium (5G) and castors for carpeted floors (Ø50 mm)
- Weight: 29,5 kg
- Dimension spec. as per EN 1335-1 Class B



Item no	Base model +	Price Group	①	②	③	④	⑤	⑥	Option
2015	RH Logic 4 Exclusiv without • Extra padding and stitched seams		1027	1033	1041	1075	1109	1237	
2007	RH Logic 4 Elegance • Extra padding and stitched seams including upholstered seat-/backshell in standard leather or Comfort fabric • Neckrest RH4		1266	1272	1280	1314	1348	1506	
2005	RH Logic 4 Exclusiv • Extra padding and stitched seams • Neckrest RH4		1077	1085	1093	1127	1161	1317	

Accessories/Options

Armrest 8E class A pair (black). Adjustable in height, depth and width.	94
Armrest 8E class A pair (black). Upholstered armrest top black leather. Adjustable in height, depth and width.	138
Armrest 8E class A pair (grey). Adjustable in height, depth and width.	94
Armrest 8E class A pair (grey). Upholstered armrest top black leather. Adjustable in height, depth and width.	138
Armrest 8E pair (black). Adjustable in height, depth and width.	94
Armrest 8E pair (black). Upholstered armrest top black leather. Adjustable in height, depth and width.	138
Armrest 8E pair (grey). Adjustable in height, depth and width.	94
Armrest 8E pair (grey). Upholstered armrest top black leather. Adjustable in height, depth and width.	138
Armrest 8S class A pair (black). Adjustable in height and width. Rotating.	90
Armrest 8S class A pair (grey). Adjustable in height and width. Rotating.	90
Armrest 8S pair (black). Adjustable in height and width. Rotating.	90
Armrest 8S pair (grey). Adjustable in height, depth and width. Rotating.	90
Base 5G Black - Ø630 mm, black aluminum	0
Base 5G Polished - Ø630 mm, polished aluminium	49
Castors 7G - Locks automatically when seated	15
Castors for hard floors	0
Gas stem A Black	0
Plastic glide 7K	0

RH Mereo Silver

- Seat: width 425 mm, depth 466 mm (seatslide 100 mm incl. 20 mm in the back)
- Seat height: 388-520 mm (4T Silver)
- Base in grey lacquered aluminium (5T) and castors for carpeted floors (Ø65 mm)
- Dimension spec. as per EN 1335-1 Class A and NPR 1813



Item no	Base model +	Price Group	①	②	③	④	⑤	⑥	Option
8111	RH Mereo 200 Silver • Backrest medium: width 452 mm, height 478 mm • Weight: 18,4 kg		572	577	583	603	640	703	
8211	RH Mereo 220 Silver • Backrest large: width 474 mm, height 632 mm • Weight: 18,9 kg		608	613	619	641	679	747	

Accessories/Options

Armrest 8T (pair) silver - Adjustable in height and width.	110
Base 5T Polished - Ø670 mm, 5-star, polished aluminium	43
Castors for hard floors - Ø65 mm. Set of 5	0
Coat Hanger. Silver.	36
Coat Hook. Silver.	12
Decorative Stitching	52
Gas stem 4T NPR Silver	0
Gas stem A Silver	0
Gas stem B Silver	0
Neckrest leather. Silver	88
Neckrest. Silver	72

RH Mereo Black

- Seat: width 425 mm, depth 466 mm (seatslide 100 mm incl. 20 mm in the back)
- Seat height: 388-520 mm (4T Black)
- Base in black lacquered aluminium (5T) and castors for carpeted floors (Ø65 mm)
- Dimension spec. as per EN 1335-1 Class A and NPR 1813









Item no	Base model +	Price Group	①	②	③	④	⑤	⑥	Option
8112	RH Mereo 200 Black • Backrest medium: width 452 mm, height 478 mm • Weight: 18,4 kg		572	577	583	603	640	703	
8212	RH Mereo 220 Black • Backrest large: width 474 mm, height 632 mm • Weight: 18,9 kg		608	613	619	641	679	747	

Accessories/Options

Armrest 8T (pair) black - Adjustable in height and width.	110
Base 5T Polished - Ø670 mm, 5-star, polished aluminium	43
Castors for hard floors - Ø65 mm. Set of 5	0
Coat Hanger. Black	36
Coat Hook. Black	12
Decorative Stitching	52
Gas stem 4T NPR Black	0
Gas stem A Black	0
Gas stem B Black	0
Neckrest leather. Black	88
Neckrest. Black	72

RH Extend

- Seat height: 400–510 mm (4Q silver)
- Base in grey lacquered aluminium (5X) and castors for carpeted floors (Ø65mm)
- Dimension spec. as per EN 1335-1 Class B

Item no	Base model +	Price Group	①	②	③	④	⑤	⑥	Option
6111	RH Extend 100 • Backrest medium: width 440 mm, height 510 mm • Seat: width 460 mm, depth 470 mm (seatslide 60 mm) • Weight: 19 kg		510	515	517	534	572	615	
6211	RH Extend 120 • Backrest large: width 440 mm, height 620 mm • Seat: width 460 mm, depth 470 mm (seatslide 60 mm) • Weight: 19,8 kg		565	570	572	589	627	697	
6112	RH Extend 200 • Backrest medium: width 440 mm, height 510 mm • Seat: width 460 mm, depth 470 mm (seatslide 60 mm) • Weight: 19 kg		613	617	620	637	675	718	
6212	RH Extend 220 • Backrest large: width 440 mm, height 620 mm • Seat: width 460 mm, depth 470 mm (seatslide 60 mm) • Weight: 19,8 kg		670	674	676	693	731	801	
6161	RH Extend 102 XL • Backrest medium: width 440 mm, height 510 mm • Seat XL: width 485 mm, depth 515 mm (seatslide 60 mm) • Weight: 19 kg		555	560	562	579	617	660	
6261	RH Extend 122 XL • Backrest large: width 440 mm, height 620 mm • Seat XL: width 485 mm, depth 515 mm (seatslide 60 mm) • Weight: 19,8 kg		611	615	617	634	673	743	
6162	RH Extend 202 XL • Backrest medium: width 440 mm, height 510 mm • Seat XL: width 485 mm, depth 515 mm (seatslide 60 mm) • Weight: 19 kg		658	662	665	682	720	763	
6262	RH Extend 222 XL • Backrest large: width 440 mm, height 620 mm • Seat XL: width 485 mm, depth 515 mm (seatslide 60 mm) • Weight: 19,8 kg		715	719	721	739	777	847	





Accessories/Options

Armrest 8E class A pair (black). Adjustable in height, depth and width.	94
Armrest 8E class A pair (black). Upholstered armrest top black leather. Adjustable in height, depth and width.	138
Armrest 8E class A pair (grey). Adjustable in height, depth and width.	94
Armrest 8E class A pair (grey). Upholstered armrest top black leather. Adjustable in height, depth and width.	138
Armrest 8E pair (black). Adjustable in height, depth and width.	94
Armrest 8E pair (black). Upholstered armrest top black leather. Adjustable in height, depth and width.	138
Armrest 8E pair (grey). Adjustable in height, depth and width.	94
Armrest 8E pair (grey). Upholstered armrest top black leather. Adjustable in height, depth and width.	138
Armrest 8S class A pair (black). Adjustable in height and width. Rotating.	90
Armrest 8S class A pair (grey). Adjustable in height and width. Rotating.	90
Armrest 8S pair (black). Adjustable in height and width. Rotating.	90
Armrest 8S pair (grey). Adjustable in height, depth and width. Rotating.	90
Base 5X Black - Ø660 mm, 5-star, black aluminium	0
Base 5X Polished - Ø660 mm, 5-star, polished aluminium	42
Castors for hard floors - Ø65 mm. Set of 5	0
Coat hanger	32
Decorative Stitching	52
Gas stem 4P	0
Gas stem 4P Black	0
Gas stem 4Q	0
Gas stem 4Q Black	0
Neckrest Cassette*	4
Neckrest Extend - Height and depth adjustable	90
Neckrest pad - Replacement pad for neckrest	38

* To enable a neckrest to be fitted at a later stage, you "must" add a neckrest cassette. Only for RH Extend with medium back.

RH Activ

- Seat height: 397-527 mm (B Black)
- Base in black lacquered aluminium (5F) and castors for carpeted floors (Ø50 mm)
- Dimension spec. as per EN 1335-1 Class A










Item no	Base model +	Price Group	①	②	③	④	⑤	⑥	Option
2772	RH Activ 200 • Backrest medium: width 370 mm, height 295 mm • Seat medium: width 440 mm, depth 430 mm • Weight: 13 kg		373	375	381	387	396	447	
2872	RH Activ 220 • Backrest large: width 370 mm, height 430 mm • Seat medium: width 440 mm, depth 430 mm • Weight: 13,6 kg		401	403	410	416	424	475	
2782	RH Activ 202 • Backrest medium: width 370 mm, height 295 mm • Seat large: width 460 mm, depth 460 mm • Weight: 13 kg		393	396	402	409	417	468	
2882	RH Activ 222 • Backrest large: width 370 mm, height 430 mm • Seat large: width 460 mm, depth 460 mm • Weight: 13,6 kg		422	424	431	437	446	496	


Accessories/Options

Armrest 8E class A pair (black). Adjustable in height, depth and width.	94
Armrest 8E class A pair (black). Upholstered armrest top black leather. Adjustable in height, depth and width.	138
Armrest 8E class A pair (grey). Adjustable in height, depth and width.	94
Armrest 8E class A pair (grey). Upholstered armrest top black leather. Adjustable in height, depth and width.	138
Armrest 8E pair (black). Adjustable in height, depth and width.	94
Armrest 8E pair (black). Upholstered armrest top black leather. Adjustable in height, depth and width.	138
Armrest 8E pair (grey). Adjustable in height, depth and width.	94
Armrest 8E pair (grey). Upholstered armrest top black leather. Adjustable in height, depth and width.	138
Armrest 8S class A pair (black). Adjustable in height and width. Rotating.	90
Armrest 8S class A pair (grey). Adjustable in height and width. Rotating.	90
Armrest 8S pair (black). Adjustable in height and width. Rotating.	90
Armrest 8S pair (grey). Adjustable in height, depth and width. Rotating.	90
Base 5F Polished - Ø590 mm, polished aluminium	49
Base 5F Silver - Ø590 mm	0
Base 5G Black - Ø630 mm, black aluminum	9
Base 5G Polished - Ø630 mm, polished aluminium	60
Base 5G Silver - Ø630 mm, Silver	9
Base 5N - Ø540 mm, polished steel, for castors 7HN, 7D or 7G increases seat height 25 mm (Only for: 2772,2782)	15
Castors 7D - For carpeted floors, for base 5N (Only for: 2772,2782)	0
Castors 7G - Locks automatically when seated	15
Castors 7HN - For hard floors, for base 5N (Only for: 2772,2782)	0
Castors for hard floors	0
Footplate 6C - Footplate of integral foam. Adjustable height and angle	96
Footring 6F, black, Ø455 mm	52
Gas stem 4FL Silver	0
Gas stem A Black	0
Gas stem B Silver	0
Gas stem D Black	6
Gas stem E Black	19
Plastic glide 7K	0
Reinforced front edge seat (black leather)	27
Reinforced upper part backpad (black leather)	27
Seat cashier medium (extra padding)	33

RH Support

- Base in black lacquered aluminium (5F) and glides (7K)

Item no	Base model +	Price Group	①	②	③	④	⑤	⑥	Option
4501	RH Support 4501 ● Backrest RH17: width 380 mm, height 230 mm ● Seat RH8 Saddle: width 410 mm, depth 380 mm ● Mechanism: 3G ● Seat height: 565-810 mm (E Black) ● Weight: 10,6 kg		314	316	320	327	333	382	
4502	RH Support 4502 ● Seat RH8 Saddle: width 410 mm, depth 380 mm ● Mechanism: 3H ● Seat height: 565-810 mm (E Black) ● Weight: 5,7 kg		228	229	232	235	238	261	
4503	RH Support 4503 ● Seat RH8 Saddle: width 410 mm, depth 380 mm ● Mechanism: 3I ● Seat height: 540-785 mm (E Black) ● Weight: 5,7 kg		197	198	200	203	206	229	
4511	RH Support 4511 ● Backrest RH17: width 380 mm, height 230 mm ● Seat RH9 Taburett: Ø350 mm ● Mechanism: 3G ● Seat height: 580-825 mm (E Black) ● Weight: 10,5 kg		308	310	314	320	327	376	
4512	RH Support 4512 ● Seat RH9 Taburett: Ø350 mm ● Mechanism: 3H ● Seat height: 580-825 mm (E Black) ● Weight: 5,7 kg		221	222	225	228	232	254	
4513	RH Support 4513 ● Seat RH9 Taburett: Ø350 mm ● Mechanism: 3I ● Seat height: 555-800 mm (E Black) ● Weight: 5,7 kg		190	191	193	197	200	222	
4521	RH Support 4521 ● Backrest RH17: width 380 mm, height 230 mm ● Seat RH7 Limpan: width 450 mm, depth 240 mm ● Mechanism: 3G ● Seat height: 565-810 mm (E Black) ● Weight: 10,5 kg		305	308	312	318	324	374	
4522	RH Support 4522 ● Seat RH7 Limpan: width 450 mm, depth 240 mm ● Mechanism: 3H ● Seat height: 565-810 mm (E Black) ● Weight: 5,7 kg		219	220	222	226	229	252	
4523	RH Support 4523 ● Seat RH7 Limpan: width 450 mm, depth 240 mm ● Mechanism: 3I ● Seat height: 540-785 mm (E Black) ● Weight: 5,7 kg		187	188	191	194	198	220	

Item no	Base model +	Price Group	①	②	③	④	⑤	⑥	Option
4545	RH Support 4545 ● Backrest RH9 Alternativ: width 220 mm, height 260 mm ● Seat RH11 Alternativ: width 350 mm, depth 380 mm ● Mechanism: 3G Alternativ ● Seat height: 580-825 mm (E Black) ● Weight: 9,3 kg		320	322	327	333	340	388	

Option

4532	RH Support 4532 ● Seat RH10 Froli: width 350 mm, depth 270 mm ● Mechanism: 3H ● Seat height: 580-825 mm (E Black) ● Weight: 5,7 kg								228
------	--	---	--	--	--	--	--	--	-----







4533	RH Support 4533 ● Seat RH10 Froli: width 350 mm, depth 270 mm ● Mechanism: 3I ● Seat height: 555-800 mm (E Black) ● Weight: 5,7 kg								198
------	--	---	--	--	--	--	--	--	-----

Accessories/Options

Base 5F Polished - Ø590 mm, polished aluminium	49
Base 5F Silver - Ø590 mm	0
Base 5G Black - Ø630 mm, black aluminium	9
Base 5G Polished - Ø630 mm, polished aluminium	60
Base 5G Silver - Ø630 mm, Silver	9
Base 5N - Ø540 mm, polished steel, for castors 7HN, 7D or 7G increases seat height 25 mm	15
Castors 7D - For carpeted floors, for base 5N	0
Castors 7G - Locks automatically when seated	15
Castors 7HN - For hard floors, for base 5N	0
Castors for carpeted floors	0
Castors for hard floors	0
Footring 6F, black, Ø455 mm	52
Gas stem 4FL Silver	-19
Gas stem A Black	-19
Gas stem B Black	-19
Gas stem B Silver	-19
Gas stem D Black	-11

RH Visit

- Seat width: 445 mm
- Total depth: 540 mm
- Total height: 914 mm
- Seat height: 450 mm

Item no	Base model +	Price Group	①	②	③	④	⑤	⑥	Option
5410	RH Visit 5410 <ul style="list-style-type: none"> • Frame in steel with glides • Weight: 8,5 kg • Stackable* 		254	260	269	293	324	392	
5411	RH Visit 5411 <ul style="list-style-type: none"> • Frame in steel with castors • Weight: 8,5 kg • Stackable* 		277	282	290	315	347	415	
5415	RH Visit 5415 <ul style="list-style-type: none"> • Frame in steel with glides • Armrests with anthracite grey lacquered wood • Weight: 9 kg • Stackable* 		288	294	303	327	358	426	
5416	RH Visit 5416 <ul style="list-style-type: none"> • Frame in steel with castors • Armrests with anthracite grey lacquered wood • Weight: 9 kg • Stackable* 		311	316	324	349	381	449	
5420	RH Visit Cantilever 5420 <ul style="list-style-type: none"> • Frame in steel with glides • Weight: 8,6 kg 		254	260	269	293	324	392	
5425	RH Visit Cantilever 5425 <ul style="list-style-type: none"> • Frame in steel with glides • Armrests with anthracite grey lacquered wood • Weight: 9,1 kg 		288	294	303	327	358	426	

Accessories/Options





Connectors - Enabling multiple chairs to be linked side-by-side

1

* Long term stacking may result in marks on the seat cushion and can damage some types of upholstery



RH Session

- Seat width: 465 mm
- Total depth: 570 mm

Item no	Base model +	Price Group	①	②	③	④	⑤	⑥	Option
5430	RH Session 5430 • Total height: 910-1020 mm • Seat height: 400-510 mm • Base Ø560 mm in steel with glides • Weight: 12,2 kg		425	431	439	464	495	591	
5431	RH Session 5431 • Total height: 940-1050 mm • Seat height: 430-540 mm • Base Ø560 mm in steel with castors • Weight: 12,2 kg		454	459	468	492	524	620	
5435	RH Session 5435 • Total width: 640 mm • Total height: 910-1020 mm • Seat height: 400-510 mm • Base Ø560 mm in steel with glides. • Armrests in grey lacquered wood with leather upholstered arm tops • Weight: 12,7 kg		459	465	473	497	529	625	
5436	RH Session 5436 • Total width: 640 mm • Total height: 940-1050 mm • Seat height: 430-540 mm • Base Ø560 mm in steel with castors. • Armrests in grey lacquered wood with leather upholstered arm tops • Weight: 12,7 kg		488	493	502	526	558	653	





RH Lounge

- Seat width: 640 mm
- Total depth: 710 mm
- Total height: 790 mm
- Seat height: 365 mm
- Frame in steel with glides

Item no	Base model +	Price Group	①	②	③	④	⑤	⑥	Option
5440	RH Lounge 5440 • Total width: 640 mm • Weight: 8,7 kg		510	521	530	563	609	713	
5445	RH Lounge 5445 • Total width: 785 mm • Armrests in grey lacquered wood with leather upholstered arm tops • Weight: 9,2 kg		544	555	564	597	643	747	

RH Logic & Extend ESD

- Upholstered backshell
- Base in black aluminium (5X black) and free wheeling ESD castors 7FM (metal)
- Dimension spec. as per EN 1335-1 Class B

Item no	Base model +	Price Group	Option
3346	RH Logic 300 ESD <ul style="list-style-type: none"> • Backrest RH300: width 440 mm, height 510 mm • Seat RH400: width 465 mm, depth 475 mm (seatslide 60 mm) • Seat height: 440-560 mm (4F Logic) • Weight: 21 kg 		868
3556	RH Logic 400 ESD <ul style="list-style-type: none"> • Backrest RH400 with lumbar pump: width 440 mm, height 620 mm • Seat RH400: width 465 mm, depth 475 mm (seatslide 60 mm) • Seat height: 440-560 mm (4F Logic) • Weight: 21,8 kg 		996
6116	RH Extend 200 ESD <ul style="list-style-type: none"> • Backrest medium: width 440 mm, height 510 mm • Seat: width 460 mm, depth 470 mm (seatslide 60 mm) • Seat height: 440-560 mm (4F Logic) • Weight: 19 kg 		645
6216	RH Extend 220 ESD <ul style="list-style-type: none"> • Backrest large: width 440 mm, height 620 mm • Seat: width 460 mm, depth 470 mm (seatslide 60 mm) • Seat height: 440-560 mm (4F Logic) • Weight: 19,8 kg 		700
Accessories/Options			
	Armrest 8E ESD pair. Adjustable in height, depth and width.		126
	Base 5X Polished - Ø660 mm, 5-star, polished aluminium		42
	Castors - Antistatic, for hard floors		-22
	Gas stem B (Chrome) (Only for: 3346,3556)		0
	Lumbar pump (Only for: 3346)		38

RH Activ ESD

- Seat height: 397-527 mm (B chrome)
- Base in black lacquered aluminium (5F) and free wheeling ESD castors 7FM (metal)
- Dimension spec. as per EN 1335-1 Class A




Item no	Base model +	Price Group	Option
2776	RH Activ 200 ESD • Backrest medium ESD: width 370 mm, height 295 mm • Seat medium: width 440 mm, depth 430 mm • Weight: 13 kg		487
2876	RH Activ 220 ESD • Backrest large ESD: width 370 mm, height 430 mm • Seat medium: width 440 mm, depth 430 mm • Weight: 13,6 kg		516
2886	RH Activ 222 ESD • Backrest large ESD: width 370 mm, height 430 mm • Seat large: width 460 mm, depth 460 mm • Weight: 13,6 kg		538

Accessories/Options

Armrest 8E ESD pair. Adjustable in height, depth and width.	126
Base 5F Polished - Ø590 mm, polished aluminium	49
Base 5G Black - Ø630 mm, black aluminium	9
Base 5G Polished - Ø630 mm, polished aluminium	60
Castors - Antistatic, for hard floors	-22
Footring 6F, black, Ø455 mm	52
Gas stem 4FL Black	0
Gas stem A (Chrome)	0
Gas stem D (Chrome)	6
Gas stem E Chrome	19

RH Support ESD

- Base in black lacquered aluminium (5F) and free wheeling ESD castors 7FM (metal)

Item no	Base model +	Price Group	Option
4526	RH Support ESD 7 • Seat RH7 Limpan: width 450 mm, depth 240 mm • Mechanism: 3H • Seat height: approx. 565-810 mm (E chrome) • Weight: 5,7 kg		295
4506	RH Support ESD 8 • Seat RH8 Saddle: width 410 mm, depth 300 mm • Mechanism: 3H • Seat height: approx. 565-810 mm (E chrome) • Weight: 5,7 kg		305
4516	RH Support ESD 9 • Seat RH9 Taburet: Ø350 mm • Mechanism: 3H • Seat height: approx. 580-825 mm (E chrome) • Weight: 5,7 kg		297

Accessories/Options

Base 5F Polished - Ø590 mm, polished aluminium	48
Base 5G Black - Ø630 mm, black aluminium	9
Base 5G Polished - Ø630 mm, polished aluminium	58
Castors - Antistatic, for hard floors	-22
Footring 6F, black, Ø455 mm	52
Gas stem 4FL Black	-19
Gas stem A (Chrome)	-19
Gas stem B (Chrome)	-19
Gas stem D (Chrome)	-11

RH Activ ESD Cleanroom

- Seat medium Cleanroom: width 440 mm, depth 430 mm
- Seat height: 397-527 mm (B chrome)
- Base in black lacquered aluminium (5F) and free wheeling ESD castors 7FM (metal)
- Dimension spec. as per EN 1335-1 Class A

Item no	Base model +	Price Group	Option
2774	RH Activ 200 ESD Cleanroom • Backrest medium ESD Cleanroom: width 370 mm, height 295 mm • Weight: 13 kg		573
2874	RH Activ 220 ESD Cleanroom • Backrest large ESD Cleanroom: width 370 mm, height 430 mm • Weight: 13,6 kg		600

Accessories/Options

Armrest 8E ESD pair. Adjustable in height, depth and width.	126
Base 5F Polished - Ø590 mm, polished aluminium	49
Base 5G Black - Ø630 mm, black aluminium	9
Base 5G Polished - Ø630 mm, polished aluminium	60
Castors - Antistatic, for hard floors	-22
Footring 6F, black, Ø455 mm	52
Gas stem 4FL Black	0
Gas stem A (Chrome)	0
Gas stem D (Chrome)	6
Gas stem E Chrome	19

RH Activ Cleanroom

- Seat medium Cleanroom: width 440 mm, depth 430 mm
- Seat height: 397-527 mm (B black)
- Base in black lacquered aluminium (5F) and castors for hard floors
- Dimension spec. as per EN 1335-1 Class A

Item no	Base model +	Price Group	Option
2773	RH Activ 200 Cleanroom • Backrest medium Cleanroom: width 370 mm, height 295 mm • Weight: 13 kg		474
2873	RH Activ 220 Cleanroom • Backrest large Cleanroom: width 370 mm, height 430 mm • Weight: 13,6 kg		503

Accessories/Options

Armrest 8E class A pair (black). Adjustable in height, depth and width.	94
Armrest 8E class A pair (black). Upholstered armrest top black leather. Adjustable in height, depth and width.	138
Armrest 8E class A pair (grey). Adjustable in height, depth and width.	94
Armrest 8E class A pair (grey). Upholstered armrest top black leather. Adjustable in height, depth and width.	138
Armrest 8E pair (black). Adjustable in height, depth and width.	94
Armrest 8E pair (black). Upholstered armrest top black leather. Adjustable in height, depth and width.	138
Armrest 8E pair (grey). Adjustable in height, depth and width.	94
Armrest 8E pair (grey). Upholstered armrest top black leather. Adjustable in height, depth and width.	138
Armrest 8S class A pair (black). Adjustable in height and width. Rotating.	90
Armrest 8S class A pair (grey). Adjustable in height and width. Rotating.	90
Armrest 8S pair (black). Adjustable in height and width. Rotating.	90
Armrest 8S pair (grey). Adjustable in height, depth and width. Rotating.	90
Base 5F Polished - Ø590 mm, polished aluminium	49
Base 5F Silver - Ø590 mm	0
Base 5G Black - Ø630 mm, black aluminium	9
Base 5G Polished - Ø630 mm, polished aluminium	60
Base 5G Silver - Ø630 mm, Silver	9
Base 5N - Ø540 mm, polished steel, for castors 7HN, 7D or 7G increases seat height 25 mm	15
Castors 7D - For carpeted floors, for base 5N	0
Castors 7G - Locks automatically when seated	15
Castors 7HN - For hard floors, for base 5N	0
Castors for carpeted floors	0
Footplate 6C - Footplate of integral foam. Adjustable height and angle	96
Footring 6F, black, Ø455 mm	52
Gas stem 4FL Silver	0
Gas stem A Black	0
Gas stem B Silver	0
Gas stem D Black	6
Gas stem E Black	19
Plastic glide 7K	0

Spare parts

Item no	Backrest pads	①	②	③	④	⑤	⑥
10001	Back pad RH 400	178	182	188	212	234	299
100034	Back pad RH Activ Large	81	82	87	93	98	131
100036	Back pad RH Activ Medium	50	52	57	62	67	100
10021	Back pad RH 400 Comfort/24hr	235	239	245	269	289	355
10031	Back pad RH 300	80	83	87	105	123	178
10032	Back pad RH 300 Comfort/24hr	126	129	132	149	168	222
111002	Backrest pad RH17	42	44	45	50	58	85
1850026	Backrest pad RH Extend Medium	71	73	75	87	110	142
1860026	Backrest pad RH Extend Large	96	98	100	111	135	197
730002	Backrest RH Mereo 220	117	118	119	124	132	144
730003	Backrest RH Mereo 200	106	107	108	112	118	131

Item no	Seat pads	①	②	③	④	⑤	⑥
200018	Seat pad RH Activ Medium (Complete seat)	84	85	91	96	101	134
200019	Seat pad RH Activ Large (Complete seat)	112	113	117	123	129	162
20002	Seat pad RH 400	121	126	130	150	169	226
200020	Seat pad RH Activ Medium Cashier (Complete seat)	128	129	133	138	143	176
20022	Seat pad RH 400 Comfort/24hr	155	160	164	184	203	260
20037	Seat pad RH 400 XL	212	216	220	242	260	317
20038	Seat pad RH 400 XL Comfort/24hr	246	250	254	276	294	351
2850025	Seat pad RH Extend	114	116	118	131	153	185
2860025	Seat pad RH Extend XL	174	176	178	190	213	245
730110	Seat pad RH Mereo	113	114	115	119	128	140

Item no	Gas stem	Opti
143200-1A	A, 150 mm, black	71
143200-2A	A, 150 mm, silver	71
143202-1A	D, 200 mm, black	71
143204-3A	E, 265 mm, black	82
143206-2A	B, 150 mm, silver	57
143206-3A	B, 150 mm, black	57
42000	4FL, black	77
520001	4Q, silver	89
520001-05	4Q black	89
520011	4P, silver	89
520011-05	4P, black	89
520020-03	B, 150 mm, chrome	76
730404-1	4T NPR, silver	89
730404-2	4T NPR, black	89

Item no	Armrests	Opti
730005-1	Armrest 8T, left (silver)	55
730005-2	Armrest 8T, left (black)	55
730007-1	Armrest 8T, right (silver)	55
730007-2	Armrest 8T, right (black)	55
730013-1	Armrest 8T, pair (silver)	110
730013-2	Armrest 8T, pair (black)	110
82000	Armrest Relax 8R, (pcs)	103
82010	Armrest Relax 8R, (pair)	206
8300100	Armrest 8S class A, pair (grey)	90
8300100-02	Armrest 8S class A, pair (black)	90
8300110	Armrest 8S, class A right (grey)	45
8300110-02	Armrest 8S, class A, right (black)	45
8300120	Armrest 8S, class A left (grey)	45
8300120-02	Armrest 8S, class A left (black)	45
8300150	Armrest 8S, pair (grey)	90
8300150-02	Armrest 8S, pair (black)	90
8300160	Armrest 8S, right (grey)	45
8300160-02	Armrest 8S, right (black)	45
8300170	Armrest 8S, left (grey)	45
8300170-02	Armrest 8S, left (black)	45
84000	Armrest Relax 8R3D, (pcs)	129
84010	Armrest Relax 8R3D, (pair)	258
87000	Armrest 8E class A, pair (grey)	94
87000-02	Armrest 8E class A, pair (black)	94
87001	Armrest 8E class A, right (grey)	47
87001-02	Armrest 8E class A, right (black)	47
87002	Armrest 8E class A, left (grey)	47
8700200	Armrest 8E upholstered, pair (grey)	138
8700200-02	Armrest 8E upholstered, pair (black)	138
87002-02	Armrest 8E class A, left (black)	47
8700210	Armrest 8E upholstered, right (grey)	69
8700210-02	Armrest 8E upholstered right (black)	69
8700220	Armrest 8E upholstered, left (grey)	69
8700220-02	Armrest 8E upholstered, left (black)	69
8700250	Armrest 8E class A, upholstered, pair (grey)	138
8700250-02	Armrest 8E class A upholstered, pair (black)	138
8700260	Armrest 8E class A upholstered, right (grey)	69
8700260-02	Armrest 8E upholstered, right (black)	69
8700270	Armrest 8E class A upholstered, left (grey)	69
8700270-02	Armrest 8E upholstered, left (black)	69
8700300	Armrest 8E, pair (grey)	94
8700300-02	Armrest 8E, pair (black)	94
8700310	Armrest 8E, left (grey)	47
8700310-02	Armrest 8E, left (black)	47
8700320	Armrest 8E, right (grey)	47
8700320-02	Armrest 8E, right (black)	47
8700330	Armrest 8E ESD, pair	126
8700340	Armrest 8E ESD, right	63
8700350	Armrest 8E ESD, left	63

Item no	Footbase	Opti
510013-01	Base 5X, Ø660 mm, graphite aluminium	71
510013-02	Base 5X, Ø660 mm, 5-star, black aluminium	71
510013-03	Base 5X Polished, Ø660 mm, 5-star, polished aluminium	120
510015-01	Base 5G, Ø630 mm, grey lacquered aluminium	57
510015-02	Base 5G, Ø630 mm, black lacquered aluminium	57
510015-03	Base 5G, Ø630 mm, polished aluminium	97
510016-01	Base 5F, Ø590 mm, grey lacquered aluminium	54
510016-02	Base 5F, Ø590 mm, black lacquered aluminium	54
510016-03	Base 5F, Ø590 mm, polished aluminium	93
56400	Base 5N, Ø540 mm, polished steel	71
730402-1	Base 5T, Ø670 mm, 5-star, silver aluminium	59
730402-2	Base 5T, Ø670 mm, 5-star, black aluminium	59
730402-3	Base 5T, Ø670 mm, 5-star, polished aluminium	103

Item no	Castors	Opti
125104	Castors Ø50 mm, for soft floors, black	5
125108	Castors Ø50 mm, for hard floor, black	5
125115	Castors - Antistatic, for hard floors	9
125177	Castors Ø65 mm for hard floors, black	5
125178	Castors Ø65 mm, for soft floors, black	5
7110050	Castor Ø50 mm 7D, for carpeted floors	6
7110060	Castor Ø50 mm 7HN, for hard floors	7
71400	Castor Ø50 mm 7G, locks automatically when seated	9
71810	Plastic glide 7K	6
72400	Castor Ø50 mm 7FM free wheeling ESD castors (metal)	13

Physical measurements - Work chairs

Measurements in mm.

Model	Seat height (gas stems)				Backrest				Seat		Armrest height over seat				Weight				
	4Q	B	4T	4T NPR	P	E	D	A	4FL	4F Logic	Width	Height	Width	Depth		8S/8E	8S Class A/8E Class A	8E ESD	8T
RH Logic 400																			
RH Logic 400	410-530	480-610	-	-	-	-	-	-	-	-	440	620	440	475	215-295	200-280	-	-	21,8 kg
RH Logic 400 XL	410-530	480-610	-	-	-	-	-	-	-	-	440	620	440	515	215-295	200-280	-	-	21,8 kg
RH Logic 300																			
RH Logic 300	410-530	480-610	-	-	-	-	-	-	-	-	440	510	440	475	215-295	200-280	-	-	21 kg
RH Logic 300 XL	410-530	480-610	-	-	-	-	-	-	-	-	440	510	440	515	215-295	200-280	-	-	21 kg
RH Merreo																			
RH Merreo 200	-	480-610	388-520	410-550	-	-	-	495-625	-	-	450	470	450	465	-	-	-	183-297	18,4 kg
RH Merreo 220	-	480-610	388-520	410-550	-	-	-	495-625	-	-	470	630	470	465	-	-	-	183-297	18,9 kg
RH Extend																			
RH Extend 100/200	400-510	-	-	-	440-550	-	-	-	-	-	440	510	440	470	215-295	200-280	-	-	19 kg
RH Extend 120/220	400-510	-	-	-	440-550	-	-	-	-	-	440	620	440	470	215-295	200-280	-	-	19,8 kg
RH Extend 102 XL/202 XL	400-510	-	-	-	440-550	-	-	-	-	-	440	510	440	515	215-295	200-280	-	-	19 kg
RH Extend 122 XL/222 XL	400-510	-	-	-	440-550	-	-	-	-	-	440	620	440	515	215-295	200-280	-	-	19,8 kg
RH Activ																			
RH Activ 200	-	397-527	-	-	-	605-855	515-690	442-578	375-465	-	370	295	370	430	245-325	215-295	-	-	13 kg
RH Activ 220	-	397-527	-	-	-	605-855	515-690	442-578	375-465	-	370	430	370	430	245-325	215-295	-	-	13,6 kg
RH Activ 202	-	397-527	-	-	-	605-855	515-690	442-578	375-465	-	370	295	370	460	245-325	215-295	-	-	13 kg
RH Activ 222	-	397-527	-	-	-	605-855	515-690	442-578	375-465	-	370	430	370	460	245-325	215-295	-	-	13,6 kg
RH Support																			
RH Support 4501	-	-	-	-	-	565-810	485-665	430-560	390-525	360-445	380	230	380	380	-	-	-	-	10,6 kg
RH Support 4511	-	-	-	-	-	565-810	500-680	430-560	390-525	360-445	380	230	380	380	-	-	-	-	10,5 kg
RH Support 4521	-	-	-	-	-	565-810	485-665	415-545	375-510	345-430	380	230	380	240	-	-	-	-	10,5 kg
RH Support 4545	-	-	-	-	-	580-825	500-680	430-560	390-525	360-445	220	260	220	380	-	-	-	-	9,3 kg
RH Support 4502	-	-	-	-	-	565-810	485-665	415-545	375-510	345-430	-	-	-	380	-	-	-	-	5,7 kg
RH Support 4512	-	-	-	-	-	580-825	500-680	430-560	390-525	360-445	-	-	-	-	-	-	-	-	5,7 kg
RH Support 4522	-	-	-	-	-	565-810	485-665	415-545	375-510	345-430	-	-	-	240	-	-	-	-	5,7 kg
RH Support 4532	-	-	-	-	-	580-825	500-680	430-560	390-525	360-445	-	-	-	270	-	-	-	-	5,7 kg
RH Support 4503	-	-	-	-	-	540-785	460-640	390-520	350-485	320-405	-	-	-	380	-	-	-	-	5,7 kg
RH Support 4513	-	-	-	-	-	555-800	475-655	405-535	365-500	335-420	-	-	-	-	-	-	-	-	5,7 kg
RH Support 4523	-	-	-	-	-	540-785	460-640	390-520	350-485	320-405	-	-	-	240	-	-	-	-	5,7 kg
RH Support 4533	-	-	-	-	-	555-800	475-655	405-535	365-500	335-420	-	-	-	270	-	-	-	-	5,7 kg

Physical measurements - Work chairs (ESD, ESD Cleanroom & Cleanroom)

Measurements in mm.

Model	Seat height (gas stems)					Backrest			Seat			Armrest height over seat			Weight					
	B Chrome	B Silver	B Black	E Chrome	E Black	D Chrome	D Black	A Chrome	A Black	4FL	4F Logic	Width	Height	Depth		8S/8E	8S Class A/8E Class A	8E ESD	8T	
ESD																				
RH Logic 400 ESD	480-610	-	-	-	-	-	-	-	-	-	440-560	440	620	465	475	-	215-295	-	21,8 kg	
RH Logic 300 ESD	480-610	-	-	-	-	-	-	-	-	-	440-560	440	510	465	475	-	215-295	-	21 kg	
RH Extend 200 ESD	-	-	-	-	-	-	-	-	-	-	440-560	440	510	460	470	-	215-295	-	19 kg	
RH Extend 220 ESD	-	-	-	-	-	-	-	-	-	-	440-560	440	620	460	470	-	215-295	-	19,8 kg	
RH Activ 200 ESD	397-527	-	-	605-855	-	515-690	-	442-578	-	375-465	-	370	295	440	430	-	245-325	-	13 kg	
RH Activ 220 ESD	397-527	-	-	605-855	-	515-690	-	442-578	-	375-465	-	370	430	440	430	-	245-325	-	13,6 kg	
RH Activ 222 ESD	397-527	-	-	605-855	-	515-690	-	442-578	-	375-465	-	370	430	460	460	-	245-325	-	13,6 kg	
RH Support ESD 7	375-510	-	-	565-810	-	485-665	-	415-545	-	-	-	-	-	450	240	-	-	-	5,7 kg	
RH Support ESD 8	375-510	-	-	565-810	-	485-665	-	415-545	-	-	-	-	-	410	300	-	-	-	5,7 kg	
RH Support ESD 9	390-525	-	-	580-825	-	500-680	-	430-560	-	-	-	-	-	Ø350	-	-	-	-	5,7 kg	
ESD Cleanroom																				
RH Activ 200 ESD Cleanroom	397-527	-	-	605-855	-	515-690	-	442-578	-	375-465	-	370	295	440	430	-	245-325	-	13 kg	
RH Activ 220 ESD Cleanroom	397-527	-	-	605-855	-	515-690	-	442-578	-	375-465	-	370	430	440	430	-	245-325	-	13,6 kg	
Cleanroom																				
RH Activ 200 Cleanroom	-	397-527	397-527	-	605-855	-	515-690	-	442-578	375-465	-	-	-	350	270	245-325	215-295	-	13 kg	
RH Activ 220 Cleanroom	-	397-527	397-527	-	605-855	-	515-690	-	442-578	375-465	-	-	-	410	380	245-325	215-295	-	13,6 kg	

Physical measurements - RH Visit, Session & Lounge

Measurements in mm.

Model	Seat width	Seat height	Total depth	Total height	Total width	Weight (kg)
RH Visit						
RH Visit 5410	445	450	540	914	-	8,5 kg
RH Visit 5411	445	450	540	914	-	8,5 kg
RH Visit 5415	445	450	540	914	566	9 kg
RH Visit 5416	445	450	540	914	566	9 kg
RH Visit 5420	445	450	540	914	-	8,6 kg
RH Visit 5425	445	450	540	914	566	8,6 kg
RH Session						
RH Session 5430	465	400-510	570	910-1020	560	12,2 kg
RH Session 5431	465	430-540	570	940-1050	560	12,2 kg
RH Session 5435	465	400-510	570	910-1020	640	12,7 kg
RH Session 5436	465	400-510	570	940-1050	640	12,7 kg
RH Lounge						
RH Lounge 5440	640	365	710	790	-	8,7 kg
RH Lounge 5445	640	365	710	790	785	9,2 kg

RH Standard collection

10 year guarantee as standard or 5 year guarantee on 24/7 use.

RH Standard collection is our collection of fabrics, leathers and other materials. The collection has been designed to bring out the best visual and functional qualities of these materials. All fabrics and leathers in our Standard collection are of excellent quality. We offer short delivery times, a wide range and all our materials comply with strict environmental requirements.

Maintenance: To maintain fabrics and leather, please vacuum with a furniture brush or use a clean cloth or sponge slightly dampened with clean lukewarm water.

Delivery time from factory is approx 20 working days from receipt of order confirmation.

Xtreme (Camira Fabrics) - PG 1

Xtreme is a FR crepe fabric made from 100% recycled polyester that features exceptional Euro flammability performance. Extra stretch and structure gives an irregular, shiny finish.

Composition:	100% recycled polyester
Abrasion resistance:	100 000 Martindale
Flammability:	BS EN 1021: 1-2 (Cigarette & match), BS 7176 Medium Hazard, BS 5852 Section 4 Crib 5, NF-P-507 M1, DIN 4102 B1, UNI 9176 Class 1
Light fastness:	6 (ISO 105 - B02:2013)
Environmental facts:	EU Flower, 100% free of heavy metals



Fame (Gabriel) - PG 2

Fame is a tightly woven fabric of worsted wool and polyamide, combining excellent durability and incredible softness.

Composition:	95% wool, 5% polyamide
Abrasion resistance:	200 000 Martindale
Flammability:	BS S EN 1021: 1-2, BS 5852, Crib 5, Calif. Bull. 117E, IMO A.652 (16) NFP 92-503:M2 (Zirpro), ÖNORM B 3825-B1-3800-Q1, UK (Flovon)
Light fastness:	5-7 (EN ISO 105 - B02)
Environmental facts:	EU Flower, Oeko-Tex® Standard 100, 100% free of heavy metals



Remix 2 (Kvadrat) - PG 3

Remix 2 is a strong fine woven fabric in worsted wool and polyamide made from melange yarns. The mix of several coloured threads gives an irregular surface with subtle contrasts in structure and colour.


Composition:	90% worsted new wool, 10% polyamide
Abrasion resistance:	100 000 Martindale
Flammability:	AS/NZS 3837, class 2, BS 5852, ig. s. 2-3, EN 1021-1/2, IMO A.652 (16), NF D 60 013, UNI 9175, 1IM, Calif. Bull. 117E, ÖNORM B1/ Q1
Light fastness:	5-7 (ISO 1-8)
Environmental facts:	EU Flower



Nexus (Camira Fabrics) - PG 3

Nexus is a polyester knit in a sleek and stylish pinprick dot matrix design effect giving a granulated structured surface. The black yarn foundation highlightens the structured surface in combination with fresh but subtle colours.


Composition:	100% polyester
Abrasion resistance:	100 000 Martindale
Flammability:	BS EN 1021: 1-2 (Cigarette & match), BS 7176 Low Hazard
Light fastness:	5 (ISO 105 - B02: 2013)
Environmental facts:	Manufacturing process - fully compliant with ISO 14001



Gaja Classic (Gabriel) - PG 3

A classic crépe structured fabric in pure new wool. Finishing treatment gives a soft surface. It has a wide colour range in both subdued and strong colours.

Composition:	100% pure new wool
Abrasion resistance:	50 000 Martindale
Flammability:	BS EN 1021: 1-2 (Cigarette & match), BS 5852 0&1 (Cigarette & match), BS 5852 Crib 5, Calif. Bull. 117E, IMO A.652 (16), UNI 9175 Klass 1 IM
Light fastness:	5-7 (ISO 105 - B02)
Environmental facts:	EU Flower, 100% free of heavy metals, Oeko-Tex® Standard 100



Note (Gabriel) - Price group 3

Note is a soft and noble fabric which, with its classic satin structure, allows the wool's natural lustre to shine and impress.

Composition:	85% worsted wool, 15% polyamide
Abrasion resistance:	200 000 Martindale
Flammability:	EN 1021 1&2, BS 5852 0&1, BS 5852 crib 5, IMO 307 (88) Annex 1 part 8, Calif. Bull. 117E
Light fastness:	5-7
Environmental facts:	EU Ecolabel, Oeko-Tex, 100% free of heavy metals



24/7+ (Camira Fabrics) - PG 3

24/7+ is a Jacquard woven fabric. 24/7+ is an innovative upholstery designed to withstand the rigorous 24/7 use.

Composition:	50% polyamide, 33% wool, 10% visil, 7% viscose
Abrasion resistance:	500 000 Martindale
Flammability:	BS EN 1021: 1-2 (Cigarette & match), BS 7176 Medium Hazard, BS 5852 Section 4 Crib 5, UNI 9175 Klass 1 IM
Light fastness:	6 (EN ISO 105-B02)
Environmental facts:	Manufacturing process - fully compliant with ISO 14001



Steelcut Trio 2 (Kvadrat) - PG 4

Steelcut Trio 2 is a strong worsted wool and polyamide woven fabric, made with three different coloured yarns. The colours and the special weave create a three-dimensional surface where the colours seem to change depending on the angle of perspective.

Composition:	90% worsted new wool, 10% polyamide
Abrasion resistance:	100 000 Martindale
Flammability:	AS/NZS 3837, klass 2, BS 5852, ig. s. 2-3, DIN 4102 B2, ÖNORM B1/Q1, EN1021-1/2, IMO A.652 (16), NF D 60 013, NFPA 260, UNI 9175 1IM, Calif. Bull. 117E
Light fastness:	5-7 (ISO 1-8)
Environmental facts:	EU Flower



Comfort+ (Gabriel) - PG 4

Comfort+ has a uniform stretchability and excellent non-pilling properties. A unique combination of fibres giving a durable soft surface.


Composition:	51% polyester, 37% recycled polyester, 12% polyurethane
Abrasion resistance:	150 000 Martindale
Flammability:	BS EN 1021: 1-2 (Cigarette & match), Calif. Bull. 117E, NFP 92-503:M3, ÖNORM B 3825-B1-3800-Q1 UK (Flován) , UNI 9175, 1IM, BS 5852 P1, 0 Cigarette
Light fastness:	5-7 (EN ISO 105-B02)
Environmental facts:	Oeko-Tex® Standard 100



Antigo Soft (Wollsdorf) - PG 6

Extra softened, high-quality semi-aniline leather. Excellent friction and breathing properties. The surface may feature small scars and marks resulting from insect bites etc. These are proof of the natural origin of the product and are part of its character.

Flammability:	BS EN 1021: 1-2 (Cigarette & match), BS 5852 Crib 5, IMO A.652 (16)
Light fastness:	6 (EN ISO 105-B02)
Rubbing:	Wet 80/4 - Dry 1000/4 - Sweat 50/4 - ISO11640
Finish-adhesion:	2,5 N/CM - ISO 11644
Tear-strength:	20 N DIN 53329- A
Environmental facts:	Tanned without using chromium salts. BlueAngel, ECO2L-certificate



Elmosoft Piqué (Elmo Leather) - PG 6

Elmosoft Piqué is a soft and pliable semi-aniline leather. The piqué pattern gives ventilation and has excellent anti-slip. The surface may feature small scars and marks resulting from insect bites etc. These are proof of the natural origin of the product and are part of its character.

Flammability:	BS EN 1021: 1-2 (Cigarette & match), BS 5852 Crib 5, IMO A.652 (16)
Light fastness:	6 (EN ISO 105-B02)
Rubbing:	Wet 80/4 -Dry 2000/4 - Sweat 50/4 - ISO 11640
Finish-adhesion:	2,0 N/cm ISO 11644
Tear-strength:	20 N DIN 53329- A
Environmental facts:	Tanned without using chromium salts



RH Extended Fabric & Colour Programme

We also offer an expanded selection of textiles in different colours from different textile suppliers who we work with.

Supplier / Collection

Ambla - www.ambla.com	PG	Gabriel - www.gabriel.dk	PG
Ambla (non std)	4	Breeze	3
		Comfort+ (non std)	5
		Crisp	3
		Fame (non std)	3
		Gaja Antistatic (non std)	5
		Gaja Classic (non std)	4
		Gaja C2C	3
		Interglobe Wool 2	3
		Luna 2	4
		Mira	4
		Note (non std)	4
		Novo 2	3
		Step	3
		Step Melange	3
Bogesunds Väveri - www.bogesunds.se	PG		
Basic	3		
Global ESD	4		
Bute - www.butefabrics.com	PG	GU - www.gu.no	PG
Tweed	4	Amdal	4
		Finndal	5
		Gandal	4
		Heidal	3
		Modal Point	4
		Ledal	4
		Vadal	5
		Vadal Uni	5
Camira Fabrics - www.camirafabrics.com	PG		
24/7+ (non std)	3		
Advantage	3		
Blazer	3		
Hemp	3		
Main Line Flax	3		
Main Line Plus	3		
Manhattan	3		
Nexus (non std)	4		
Oxygen	3		
Sting	4		
Xtreme (non std)	3		
X2	3		
Intervene Plain (non std)	3		
Intervene Texture (non std)	3		
Elmo Leather - www.elmoleather.com	PG	K&R - www.spectrum-textiles.com	PG
Elmosoft Piqué (non std)	Price on request	Bonus	4
		Nova	3
Nevotex - www.nevotex.se	PG		
Antistatic sythetic leather (non std)	3		
Spradling - www.spradlingvinyl.eu	PG	Kvadrat - www.kvadrat.dk	PG
Valencia	3	Canvas	4
Dolce	4	Coda	5
		Divina 3, Divina Melange & Divina MD	5
		Hallingdal 65	4
		Pro 2	4
		Remix 2 (non std)	4
		Steelcut	4
		Steelcut Trio 2 (non std)	5
		Tonus 3	4
Wollsdorf - www.wollsdorfleather.com	PG	Ludvig Svensson - www.ludvigsvensson.com	PG
Paloma	Price on request	Brink	5
		Flex	4
		Moss	5
		Raw	5
		Soft	4
		Step	4
		Uno	3

Scandinavian Business Seating owns the brands HÅG, RH and RBM and is a Scandinavian market leader in the design and manufacturing of seating for private and public office environments. Together all employees work to realise the company's vision – To make the world a better place to sit.

Scandinavian Business Seating has its head office in Oslo and production units in Røros, Norway and Nässjö, Sweden. Additionally the company has sales companies in Denmark, Sweden, Germany, the Netherlands, UK, France, Singapore, Switzerland, China, Hong Kong and Australia.

Scandinavian Business Seating Ltd

Upper Tulse Hill Trading Estate
5 Somers Place, London, SW2 2AL
Tel: 020-8683 9930, Fax: 020-8683 9940
info@sbseating.co.uk
www.rhchairs.co.uk

Showroom

63 Central Street, Clerkenwell,
London, EC1V 3AF